



### Grand Victoria (Former World Renaissance) Statistics

Tonnage	12000 tons	Lounge	
Length	492 ft	Dining Room	
Breadth	69 ft	Cinema-Theatre	
Draft	23 ft	Deluxe Staterooms	
Maximum Speed	16 knots	Standard Staterooms	
Stabilizers		Number of Crew	
Air Conditioning Throughout			
Deck Space	27000 sq ft		
Swimming Pools	2		
Pool area	10845 sq ft		
Passenger Capacity	587	225	Crew



### Cabin Details



#### Deluxe Stateroom

Ocean View  
Hera and Venus decks (with windows)

average square footage  
275

Odysseus


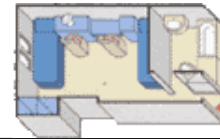


Photo gallery  
cruise destinations

links page  
offsite links

20/07/2005

TA TB



**Superior Stateroom**

Ocean View (with windows)  
Apollo Deck (with windows)  
Venus Deck(with portholes)

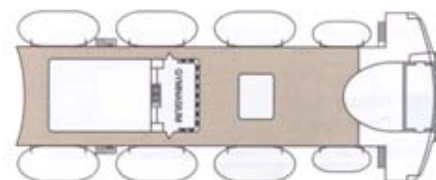
average square footage  
165



**Cabin Types**

Category	Cabin Description
	Deluxe suites Ocean view, double bed, private bath with tub/shower, TV.
	Deluxe suites Ocean view, 2 bed, or double bed, private bath with tub/shower, TV.
	Deluxe Oceanview staterooms, 2 bed, private bath with shower.
	Deluxe Oceanview staterooms, 2 lower beds, 1 upper bed, private bath with shower.
1	Superior Oceanview Staterooms, 1 upper bed, 2 lower beds, private bath with shower.
1	Standard Oceanview Staterooms, 2 lower beds, 1 upper bed, private bath with shower.
	Standard Oceanview Staterooms, 1 lower bed, 1 upper bed, private bath with shower.
1	Superior Inside Staterooms, 2 lower beds, 1 upper bed, private bath with shower.
1	Standard inside Staterooms, 2 lower beds, 1 upper bed, private bath with shower.
	Inside Staterooms, 1 lower, 1 upper bed, private bath with shower.

**Deck Plans**

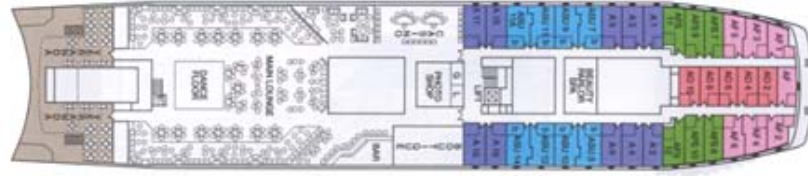


**Jupiter Deck**



**Hera Deck**

---



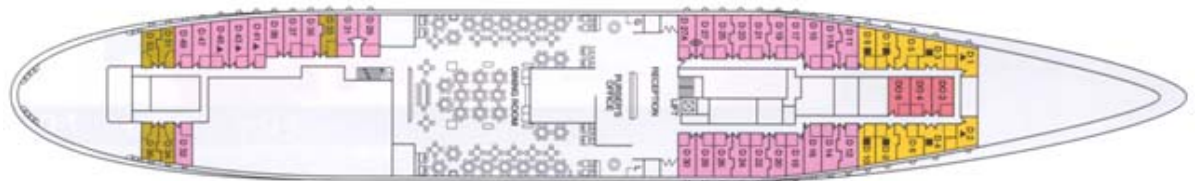
**Apollo Deck**

---



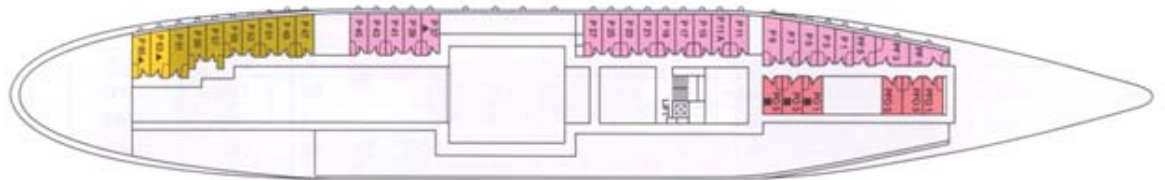
**Venus Deck**

---



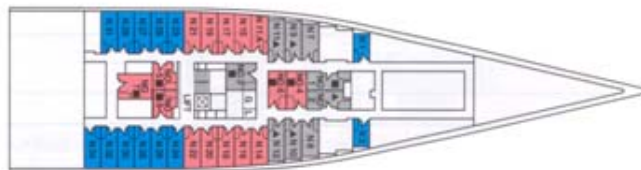
**Dionysos Deck**

---



**Poseidon Deck**

---



**Nereus Deck**

---